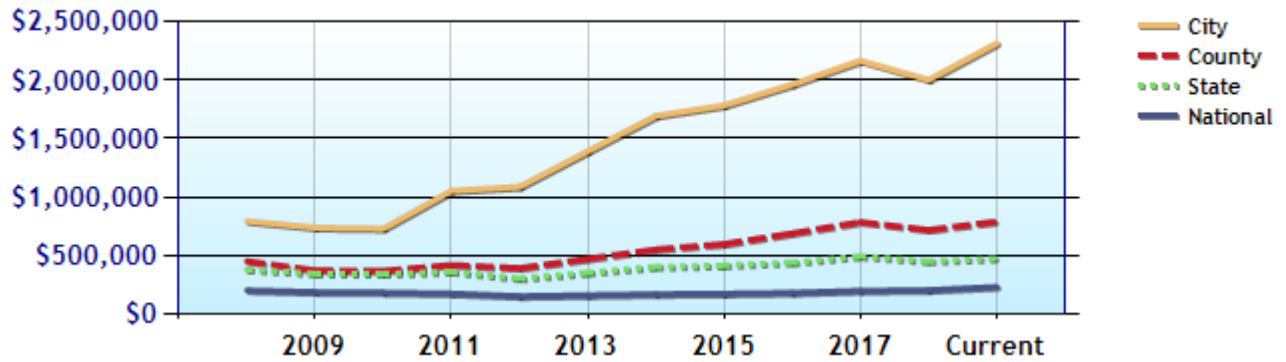


## Home Values: Piedmont, CA – 2019/2020

	City	County	State	National
<b>Median Sale Price</b>	\$2,311,500	\$790,000	\$475,000	\$232,276

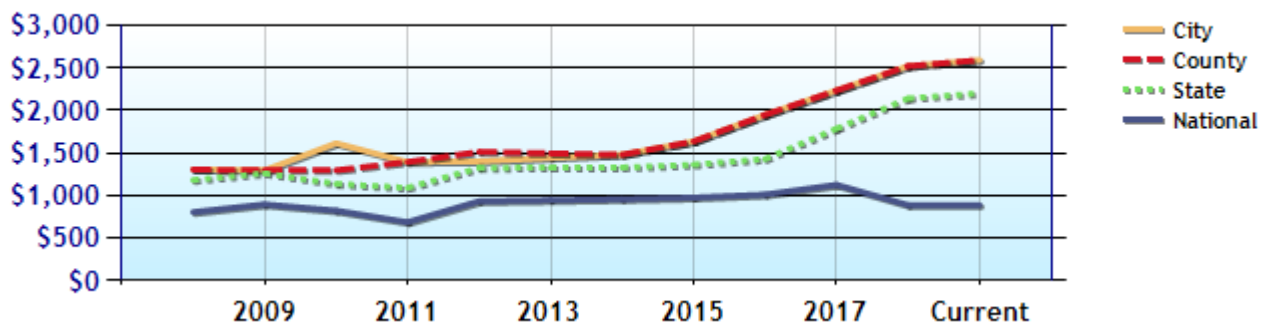
### Median Sale Price - Ten Year Chart



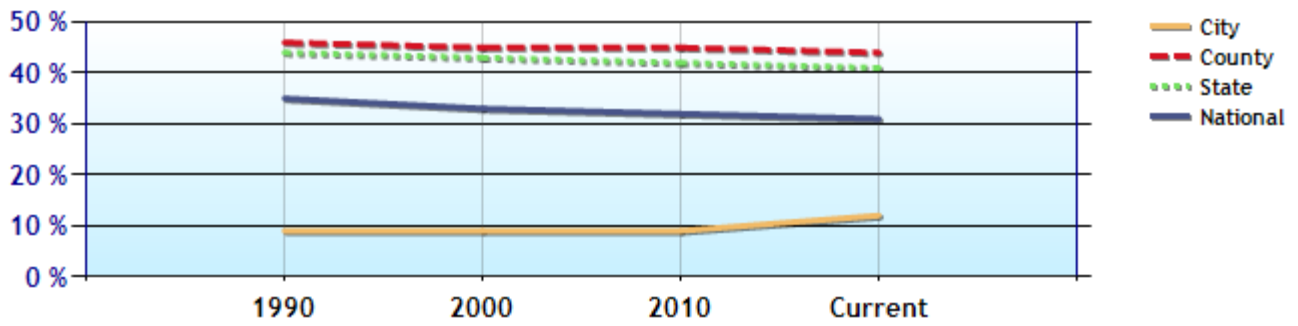
## Homes Statistics near piedmont, CA

	City	County	State	National
<b>Median Age of Home</b>	71.0	55.0	52.0	48.0
<b>Homes Owned</b>	84.0%	50.0%	52.0%	58.0%
<b>Homes Rented</b>	12.0%	44.0%	41.0%	31.0%
<b>Homes Vacant</b>	3.0%	6.0%	8.0%	11.0%

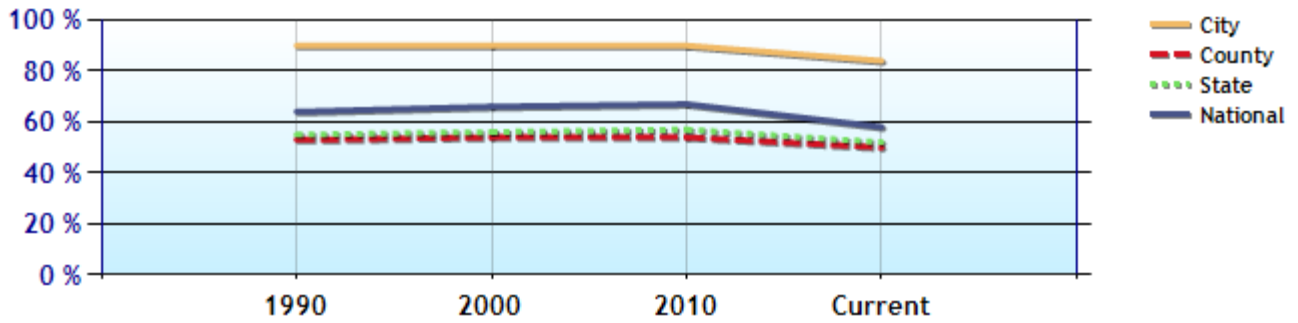
### Average Rental Cost - Ten Year Chart



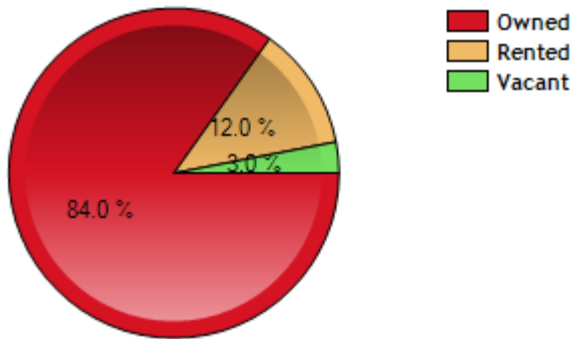
Percentage of Homes Rented - Thirty Year Chart



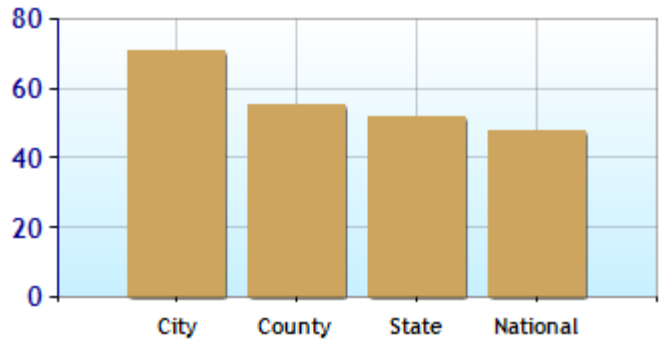
Percentage of Homes Owned - Thirty Year Chart



Home Use



Median Age of Home



The data included herein is a compilation of many disparate datasets obtained from various sources and compiled by Real Estate Digital. [Complete list of data sources](#). We use our best efforts to present the most accurate and up-to-date information, but we are not responsible for the results of any defects that may be found to exist, or any lost profits or other consequential damages that may result from such defects. You should not assume that this content is error-free or that it will be suitable for the particular purpose that you have in mind when using it. The owner and operator of the website that displays this data makes no warranty or representation of any kind with respect to the completeness or accuracy of the information included herein.